



New Era® Ladies Series Performance Scoop Tee. LNEA200



With sport-inspired good looks, this tee beats moisture with unrivaled softness.

- 4-ounce, 100% polyester jersey with moisture-wicking and odor-fighting performance
- Heat transfer label for tag-free comfort
- Embossed New Era neck taping
- Modified raglan sleeves
- New Era flag logo heat transfer on left sleeve
- Underarm gussets
- Side gussets
- Scalloped hem

CARE INSTRUCTIONS

Machine wash cold with like colors. Do not use softeners. Tumble dry low. Remove promptly. Only non-chlorine bleach when needed. Cool iron if necessary. Do not dry clean.



front



back

HOW TO MEASURE
















BUST

With arms down at sides, measure around the upper body, under arms and around the fullest part of the bust.

SIZE CHART

	XS	S	M	L	XL	2XL	3XL	4XL
Size	2	4/6	8/10	12/14	16/18	20/22	24/26	28/30
Bust	32-34	35-36	37-38	39-41	42-44	45-47	48-51	52-55

COLOR INFORMATION

 Black Solid PMS NTR BLACK C	 Crimson PMS 188 C	 Dark Green PMS 5467 C	 Deep Orange Solid PMS 7597 C	 Deep Pink PMS 7635 C	 Goldenrod PMS 108 C	 Graphite PMS 7540 C	 Rainstorm Grey PMS 422 C	 Royal PMS 7687 C	 Scarlet PMS 187 C	 Sky Blue PMS 7454 C
 True Navy PMS 533 C	 White Solid PMS WHITE									